






















Electric Vehicle Related Microchip Application Notes 2/12/2009

http://www.microchip.com/stellent/idcplg?IdcService=SS_GET_PAGE&nodeId=1469
















Analog to Digital Converters

-  00513d Analog to Digital Conversion Using a PIC16C54.pdf
-  00546e Using the Analog-to-Digital (AD) Converter.pdf
-  00624c PIC14C000 AD Theory and Implementation.pdf
-  00688b Layout Tips for 12-Bit AD Converter Application.pdf
-  00693a Understanding AD Converter Performance Specifications.pdf
-  00700a Make a Delta-Sigma Converter Using a Microcontroller's Analog Comparator Module.pdf
-  00719a Interfacing Microchip's MCP3201 Analog-to-Digital Converter to the PICmicro® Microcontroller.pdf
-  00781a Solving Sensor Offset Problems with TC7106.pdf
-  00839a Mastering the PIC16C7X AD Converter.pdf
-  00842a Differential ADC Biasing Techniques, Tips and Tricks.pdf
-  21841b Analog to Digital Design Guide.pdf
-  91010a Adding a Simple 4-channel 8-bit AD to a PIC17C4X.pdf



Battery Chargers

-  00626a Lead-Acid Battery Charger Implementation Using PIC14C000.pdf
-  00947a Power Management in Portable Applications Charging Lithium-Ion/Lithium-Polymer Batteries.pdf
-  00960a New Components and Design Methods Bring Intelligence to Battery Charger Applications.pdf
-  01012b PIC16HV785 Programmable Lithium and Nickel Battery Charger.pdf
-  01015a 16HV785 Programmable Lead Acid Battery Charger.pdf
-  01137A Using the MCP1631 Family to Develop Low-Cost Battery Chargers.pdf
-  01149c Designing A Li-Ion Battery Charger and Load Sharing System With Microchip's Stand-Alone Li-Ion Battery Charge Management Controller.pdf
-  30451c Intelligent Battery Charger Reference Design.pdf
-  39610b Battery Power Function Pack Design Guide.pdf






Controller Area Networks

-  00215b A Simple CAN Node Using the MCP2510 and PIC12C67X.pdf
-  00228a A CAN Physical Layer Discussion.pdf
-  00713a Controller Area Network (CAN) Basics.pdf
-  00733a Using the MCP2510 CAN Developer's Kit.pdf
-  00738b PIC18C CAN Routines in 'C'.pdf
-  00739a An In-depth Look at the MCP2510.pdf
-  00754 Understanding Microchip's CAN Module Bit Timing.pdf
-  00816b A CAN System Using Multiple MCP25050 IO Expanders.pdf
-  00853a PIC18XXX8 CAN Driver with Prioritized Transmit Buffer.pdf
-  00873a Using the MCP2515 CAN Developer's Kit.pdf
-  00916a Comparing CAN and ECAN Modules.pdf
-  00930a J1939 C Library for CAN-Enabled PICmicro® Microcontrollers.pdf
-  00945a A CANopen Stack for PIC18 ECAN Microcontrollers.pdf
-  01249A ECAN™ Operation with DMA on dsPIC33F and PIC24H Devices.pdf
-  21883b Interface Products Design Guide.pdf




Digital Potentiometers

-  00691a Optimizing Digital Potentiometer Circuits to Reduce Absolute and Temperature Variations.pdf
-  00746a Interfacing Microchip's MCP41XXX and MCP42XXX Digital Potentiometers to a PICmicro® Microcontroller.pdf







Energy Meters

-  00220a Watt-Hour Meter using PIC16C923 and CS5460.pdf
-  00521c Interfacing to AC Power Lines.pdf
-  00939a Designing Energy Meters with the PIC16F873A.pdf
-  00994a IEC Compliant Active-Energy Meter Design Using the MCP3905 6.pdf
-  01156a Battery Fuel Measurement Using Delta-Sigma ADC Devices.pdf









Frequency Counters

-  00545d Using the Capture Module.pdf
-  00795a Voltage-to-Frequency/Frequency-to-Voltage Converter.pdf
-  00894a Motor Control Sensor Feedback Circuits.pdf









Gate Drivers

-  00763b Latch-Up Protection For MOSFET Drivers.pdf
-  00786a Driving Power MOSFETs in High-Current, Switch Mode Regulators.pdf
-  00797a TC44262728 System Design Practice.pdf
-  00798a TC44204429 Universal Power MOSFET Interface IC.pdf
-  00799b Matching MOSFET Drivers to MOSFETs.pdf
-  00898a Determining MOSFET Driver Needs for Motor Drive Applications.pdf







General

-  00522e Power-up Considerations.pdf
-  00544d Math Utility Routines.pdf
-  00616a Digital Signal Processing with the PIC16C74.pdf
-  00721a System Design Considerations for Implementing a ROM Microcontroller.pdf
-  00792a A Method to Determine How Much Power a SOT23 Can Dissipate in an Application.pdf
-  00823a Analog Design in a Digital World Using Mixed Signal Controllers.pdf
-  00840a Care and Feeding of the PIC16C74 and Its Peripherals.pdf
-  00937a Implementing a PID Controller Using a PIC18 MCU.pdf










Motor Control - AC Induction

-  00843a Speed Control of 3-Phase Induction Motor Using PIC18 Microcontrollers.pdf
-  00887a AC Induction Motor Fundamentals.pdf
-  00889b VF Control of 3-Phase Induction Motors Using PIC16F7X7 Microcontrollers.pdf
-  00900a Controlling 3-Phase AC Induction Motors Using the PIC18F4431.pdf
-  00908B Using the dsPIC30F for Vector Control of an ACIM.pdf
-  00967A Bidirectional VF Control of Single and 3-Phase AC Induction Motors Using the PIC16F72.pdf
-  01162A Sensorless Field Oriented Control (FOC) of an AC Induction Motor (ACIM).pdf
-  AN984a Introduction to AC Induction Motor Control Using the dsPIC30F MCU.pdf



Motor Control - Brushed DC

-  00532c Servo Control of a DC-Brush Motor.pdf
-  00696a PIC18CXXX/PIC16CXXX DC Servomotor Application.pdf
-  00718a Brush-DC Servomotor Implementation using PIC17C756A.pdf
-  00807a Low-Cost DC Motor Speed Control with CMOS ICs.pdf
-  00893a Low-Cost Bidirectional Brushed DC Motor Control.pdf
-  00905a Brushed DC Motor Fundamentals.pdf





Motor Control - Brushless DC

-  00857a Brushless DC Motor Control Made Easy.pdf
-  00885a Brushless DC (BLDC) Motor Fundamentals.pdf
-  00899a Brushless DC Motor Control Using PIC18FXX31 MCUs.pdf
-  00906B Stepper Motor Control Using the PIC16F684.pdf
-  00907a Stepping Motors Fundamentals.pdf
-  00957a Sensored BLDC Motor Control Using dsPIC30F2010.pdf
-  00970A Using the PIC18F2431 for Sensorless BLDC Motor Control.pdf
-  00992a Sensorless BLDC Motor Control Using dsPIC30F2010.pdf
-  01160A Sensorless BLDC Control with Back-EMF Filtering Using a Majority Function.pdf
-  01175A Sensorless Brushless DC Motor Control with PIC16.pdf
-  01208A Integrated Power Factor Correction (PFC) and Sensorless Field Oriented Control (FOC) System.pdf
-  an901 Using the dsPIC30F for Sensorless BLDC Control.pdf







Non-Volatile Memory

-  01045b Implementing File IO Functions Using Microchip's Memory Disk Drive File System Library.pdf
-  91072a Flash Memory Technology - Considerations for Application Design.pdf







Operational Amplifiers

-  00682c Using Single Supply Operational Amplifiers in Embedded Systems.pdf
-  00722a Operational Amplifier Topologies and DC Specifications.pdf
-  00723a Operational Amplifier AC Specifications and Applications.pdf
-  21861c Programmable Gain Amplifiers (PGAs), Operational Amplifiers and Comparators Design Guide.pdf

Oscillators

-  00588b PICmicro™ Microcontroller Oscillator Design Guide.pdf
-  00838a Basic PIC1617 Oscillator Design.pdf
-  00849a Basic PICmicro® Oscillator Design.pdf
-  00943A Practical PICmicro® Oscillator Analysis and Design.pdf
-  00949a Making Your Oscillator Work.pdf
-  00955a Making Your Oscillator Work Using Space Vector Modulation.pdf











Pulse Width Modulators

-  00538c Using PWM to Generate Analog Output.pdf
-  00539c Frequency and Resolution Options for PWM Outputs.pdf
-  00564b Using the PWM.pdf
-  00655a DA Conversion Using PWM and R-2R Ladders to Generate Sine and DTMF Waveforms.pdf
-  91085A A Simple Circuit for Driving Microcontroller Friendly PWM Generators.pdf
-  91093A Multiple PWM Output Soft-Start Controller For Switching Power Supplies.pdf



Temperature Sensors

-  00512e Implementing Ohmmeter Temperature Sensor.pdf
-  00679a Temperature Sensing Technologies.pdf
-  00684a Single Supply Temperature Sensing with Thermocouples.pdf
-  00685b Thermistors in Single Supply Temperature Sensing Circuits.pdf
-  00687c Precision Temperature-Sensing With RTD Circuits.pdf
-  00720c Measuring Temperature Using the Watchdog Timer (WDT).pdf
-  00762b Applications of the TC62X Solid-State Temperature Sensors.pdf
-  00773b Application Circuits of the TC620TC621 Solid-State Temperature Sensors.pdf
-  00828a Measuring Temperature with the PIC16F84A Watchdog Timer.pdf
-  00867a Temperature Sensing With A Programmable Gain Amplifier.pdf
-  00871a Solving Thermal Measurement Problems Using The TC72 And TC77 Digital Silicon Temperature Sensors.pdf
-  00895a Oscillator Circuits For RTD Temperature Sensors.pdf
-  00897c Thermistor Temperature Sensing with MCP65X2 PGAs.pdf
-  00913a Interfacing the TC77 Thermal Sensor to a PICmicro® Microcontroller.pdf
-  00929a Temperature Measurement Circuits for Embedded Applications .pdf
-  00938a Interfacing a TC1047A Analog Output Temperature Sensor to a PICmicro® Microcontroller.pdf
-  00940a Interfacing the TC72 SPI™ Digital Temperature Sensor to a PICmicro® Microcontroller.pdf
-  00981a Interfacing a MCP9700 Analog Output Temperature Sensor to a PICMicro Microcontroller.pdf
-  00988a Interfacing the MCP9800 I2C Digital Temperature Sensor to a PICMicro Microcontroller.pdf
-  01154a Precision RTD Instrumentation for Temperature Sensing.pdf
-  21895c Temperature Sensor Design Guide.pdf
-  91050a Monitoring Multiple Temperature Nodes Using TC74 Thermal Sensors and a PIC16C505.pdf
-  91051a Precision Temperature Measurement Using a TC10461047 Sensor and a PIC16F872 MCU.pdf
-  91052a Multi-Zone Temperature Monitoring with the TCN75 Thermal Sensor.pdf
-  91067A Temperature Sensor Strategies Keep System Thermal Problems in Check.pdf
-  tb066a Temperature Sensor Backgrounder.pdf



Voltage Regulators

-  00216a DCDC Converter Controller Using a PICmicro® Microcontroller.pdf
-  00761b LDO Thermal Considerations.pdf
-  00968a Simple Synchronous Buck Converter Design - MCP1612.pdf
-  00980a Designing a Boost Switching Regulator with the MCP1650.pdf
-  01086A Switching Power Supply Design with the PIC16F785.pdf
-  01106A Power Factor Correction in Power Conversion Applications Using the dsPIC® DSC.pdf
-  01114A Switch Mode Power Supply (SMPS) Topologies (Part I).pdf
-  01207A Switch Mode Power Supply (SMPS) Topologies (Part II).pdf
-  01211A Maximum Power Solar Converter.pdf
-  21913b Power Solutions Design Guide.pdf
-  91081A Soft-Start Controller For Switching Power Supplies.pdf

Voltage Sensors

-  00699b Anti-Aliasing, Analog Filters for Data Acquisition Systems.pdf
-  00951a Amplifying High-Impedance Sensors – Photodiode Example.pdf
-  00990a Analog Sensor Conditioning Circuits - An Overview.pdf
-  21825c Signal Chain Design Guide.pdf

Voltage Supervisors

-  00686a Understanding and Using Supervisory Circuits.pdf
-  51548b Voltage Supervisors Design Guide.pdf